


Accessing the Database

You must initially access **NetLibrary** from our library web site at www.antigopl.org **from within the library.**

Near the top of the home page, you will see a horizontal bar with menu options. Move your mouse over **Reference & Research**, and a menu will appear. Move your mouse so that it highlights **Databases** on this menu, and a submenu will drop down. Click on "Audiobooks & eBooks" to open a new page.



There are two databases on this page. Scroll down and click on the **NetLibrary** icon.

Note: You must first establish a NetLibrary account **within** the library. Then, when you access the site again, either within the library or remotely, you will be able to use the database.

Using the Database

For more instruction on how to use this database:

At the **NetLibrary** home page, you will find a **Help** link in the far upper right corner after logging in. Click on this, and a page of several topics will appear. Select the most relevant one.

Please note that this Help area is for the whole database, to which we do not subscribe. eAudiobooks, for instance, are not available through this site. If you wish to access and/or download digital audiobooks, we suggest Overdrive database as the best source.

Your feedback about this product is very welcome. If you wish to share it, please send your comments or questions to:

ctaylor@antigopl.org



ANTIGO PUBLIC LIBRARY

Serving all the people of Langlade County



Antigo Public Library

617 Clermont St.
Antigo, WI 54409



Online Database



Provided by Wisconsin
Valley Library Service



Content features of NetLibrary:

NetLibrary offers the most comprehensive collection of eBooks available online. You can access a wide range of research, reference and reading materials (both fiction and nonfiction) from any location. Our library's collection includes nearly 8,900 eBooks.

For example, a recent search for the keyword "career*" in NetLibrary, yielded 275 titles related to careers and jobs. The keyword "medicine" yielded 67 titles.

In fiction examples, a search for the author Daniel Defoe yielded 3 of his novels (including *Robinson Crusoe*) and one essay. There are 37 works by Charles Dickens. The database has both *The Scarlet Letter* by Nathaniel Hawthorne and the Cliff's Notes study guide to this novel.

Creating a NetLibrary Account

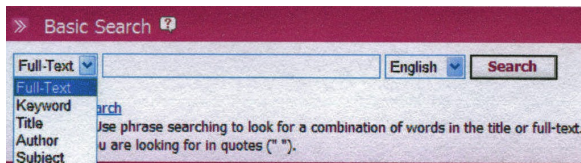
If you wish to access eBooks from outside your library, perform content searches, or save notes, you will need to create a NetLibrary user account from **within** our library.

Finding Content

You can start your search for eBooks in one of two places:


Basic Search

This option lets you quickly find relevant eBooks. Search by *keyword*, *title*, *author*, or *full text* fields. This option is always on the NetLibrary home page. Enter the search term in the Basic Search field. Select *Keyword*, *Title*, *Author* or *Full Text*. Click *Search*.



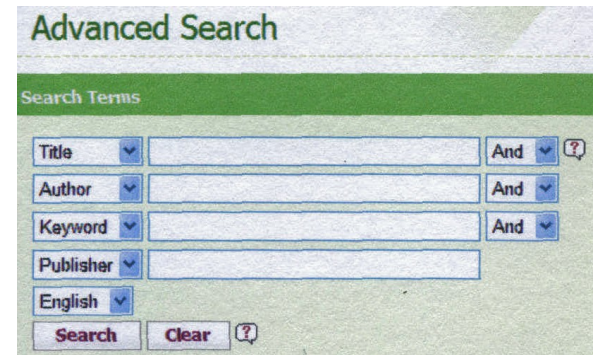
Accessing the eBook

Then you have found an item you want, you will see a brief description of the book, with the options you have. You can view the book, show details, or add the eBook to your favorites.



Advanced Search

This option lets you construct more complicated searches using multiple fields and Boolean operators. Click on the *Advanced Search* tab located in the top navigation. Use the drop down menu to select search parameter (*Title*, *Author*, *Full Text*, *Subject*, *ISBN*). Enter search term or multiple search terms using Boolean operators. Then click *Search*.



Viewing the eBook

By selecting *View this eBook*, the item is displayed as shown below:

The book itself is displayed on the right side; you will find options like Search, Dictionary, Notes, etc. on the left. To move through the book, click either Next or Previous.

