

Pictures

The *Searchasaurus* Pictures page allows you to search for pictures by specifying a keyword. It also contains a Feature Photo section that displays a different picture every time you log in to *Searchasaurus*. Below the Feature Photo is a caption that describes the picture.

To search for a picture:

- Click the **Pictures** button on the top menu. The Pictures Search Screen appears.
- Enter your search terms for the picture you want in the **Look up** field (for example: *mountains*). Your search term must match exactly a word in the title or caption of an image; the search term **mountains** does not give you the same results as the search term **mountain range**.
- Click **Search**. *Searchasaurus* displays a Result List consisting of thumbnail images with brief descriptions.
- To print the picture, click open the thumbnail image and click **Print**. Follow the instructions to print from your browser window.

Accessing the Database

You can access *Searchasaurus* from our library web site at:

www.antigopl.org

There are two different places on the web site to find *Searchasaurus*.

For new users:

At the home page, click on Langlede Kids.



From the Langlede Kids Home Page, look for **Homework Help** (the caterpillar on a mushroom).

Click here and you'll go to the Homework Help page. There you will see a dinosaur on the right side of the page. Click here.



There are several databases on this page. Scroll down until you find the *Searchasaurus* icon.

For returning users:

We have created a shortcut banner of commonly used databases on the home page. Click on %Searchasaurus+ for this shortcut. You will be prompted for your library barcode number.

Searchasaurus

Your feedback about this product is very welcome. If you wish to share it, please send your comments or questions to:

ctaylor@antigopl.org



ANTIGO PUBLIC LIBRARY

Serving all the people of Langlede County



Antigo Public Library

617 Clermont St.
Antigo, WI 54409



Online Database

Provided by

BadgerLink



Content features of Searchasaurus:

Searchasaurus is an exciting and easy way for young researchers to experience online searching. It is an animated interface with a dinosaur theme that encourages young researchers to enhance and develop basic search methods. They will be riveted by the colorful, animated interface as they gather information on a wide range of topics.

Searchasaurus offers Lexile limiters (reading level), making it easy for young patrons to read and research only appropriately challenging materials.

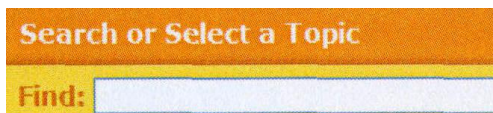


Visual Help

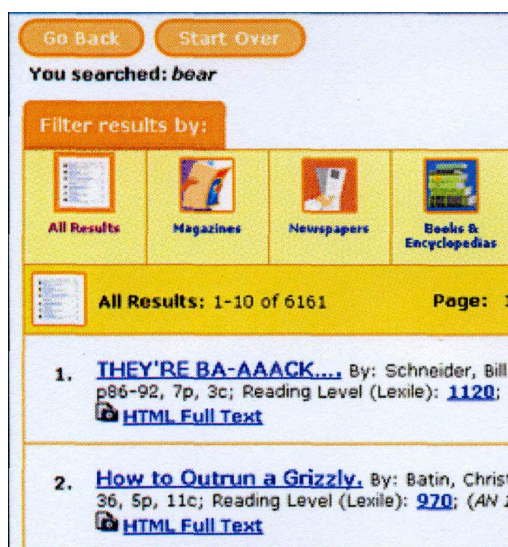
See the other side of this brochure to learn how to find Searchasaurus. Once you are there, click on **Help** in the upper right corner. This will open a new page. On this Help page, click on **Searchasaurus Tutorials** under **Welcome** on the left-hand menu.

Searching

The Home Page is a starting point for searching on **Searchasaurus**. From the **Searchasaurus** Home Page you can perform a keyword search, view Top Searches, and read Fun Facts. **To perform a keyword search**, enter your search terms in the **Find** field and click **Search**.



Searchasaurus performs a search and displays a Result List. If pictures are available, they are displayed with the results.



- If you click the **Go Back** button, you are returned to the Search Screen with your search terms *remembered*.
- If you click the **Searchasaurus logo** or **Home** button, you are returned to the Search Screen with all your search terms *cleared*.


Top Searches

To view Top Searches, scroll down to the bottom of the homepage. Mark any subtopics that you want and click **Go**. A Result List of articles related to your topics displays.

Topic Search

The Topic Search is useful when you want to see all the articles Searchasaurus has about a general topic. You click through a hierarchy of topics until Searchasaurus displays a Result List. Most main topics have one level of subtopics.

To search for results by topic:



- From the Searchasaurus Home Page, click on a **topic** below the **Find** box. For example, **Animals**. Searchasaurus displays a list of subtopics.
- Click a **subtopic**. For example, **Fish**. Searchasaurus displays a Result List that includes all articles that exist in the database for the selected subtopic.

Note: Some topics have more than one level of subtopics. For example, **Animals** -> **Mammals** -> **Bear**.